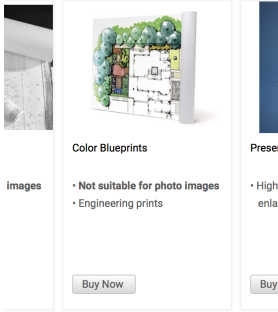


Upload and print your Engineer Print on Staples.com

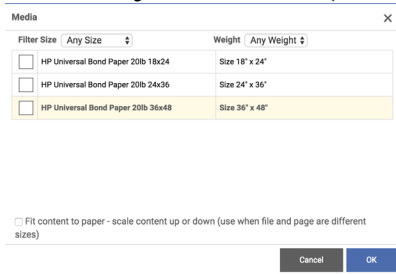
1. Follow this link to [Staples.com](https://www.staples.com)
2. Click the “Buy Now” under Color Blueprints



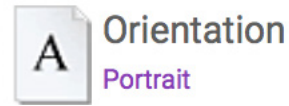
3. Upload the file you purchased from theredheadedhostess.com

4. Click “Media” under print options Media(HP Universal B...

5. Select your size (36x48) and click “ok”



6. Select “Portrait” orientation under print options



7. Your screen should look like the image below. Just “Add to Cart” and checkout. It prints on a 36x48 sheet of printer paper for 11.89. If you want to upgrade your paper weight you can do so for an extra cost.



If you are having trouble with Staples website or system please contact Staples support.